

FEATURES

- Available as "HR" (high reliability) screened per MIL-PRF-19500, JANTX level. Add "HR" suffix to base part number.
- Available as non-RoHS (Sn/Pb plating), standard, and as RoHS by adding "-PBF" suffix.

MAXIMUM RATINGS

Operating junction and storage temperature range	-65° to 175°C
Operating current	300mA @ T _A = 25°C
Derating current	2.0mA dc/°C above T _L = 75°C @ L = 3/8"
Forward surge current	4A (t _p = 1μs); 0.5A (t _p = 1s)

ELECTRICAL CHARACTERISTICS (T_A = 25°C unless otherwise specified)

Part number	Breakdown voltage	Working peak reverse voltage	Reverse current	Reverse current	Capacitance	Reverse recovery time
	V _{BR}		I _{R1}	I _{R2}	C	t _{rr}
	I _R = 10μA	V _{RWM}	V _R = 50Vdc	V _R = 50Vdc	V _R = 0, f = 1MHz	I _F = I _R = 10 to 100mA dc
			T _A = 25°C	T _A = 150°C	ac signals = 50mV(p-p)	R _L = 100Ω
Vdc	V(pk)	μA dc	μA dc	pF	ns	
1N3600	75	50	0.1	100	2.5	4
1N4150	75	50	0.1	100	2.5	4

FORWARD VOLTAGE LIMITS

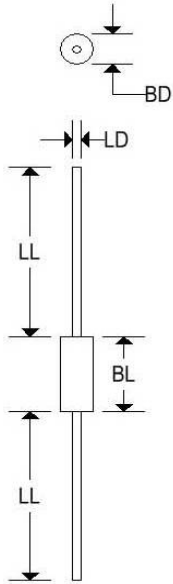
Limits	V _{F1}	V _{F2}	V _{F3}	V _{F4}	V _{F5}
	I _F = 1mA dc	I _F = 10mA, dc	I _F = 50mA dc (pulsed)	I _F = 100 mA dc (pulsed)	I _F = 200mA dc (pulsed)
	Vdc	Vdc	Vdc	Vdc	Vdc
Minimum	0.540	0.660	0.760	0.820	0.870
Maximum	0.620	0.740	0.860	0.920	1.000

1N3600, 1N4150

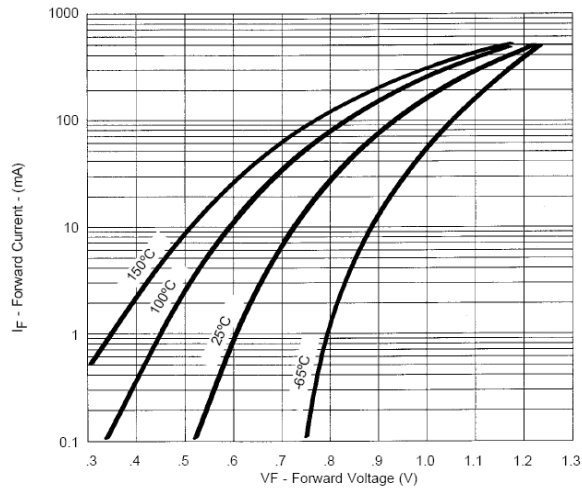
SWITCHING RECTIFIERS

MECHANICAL CHARACTERISTICS

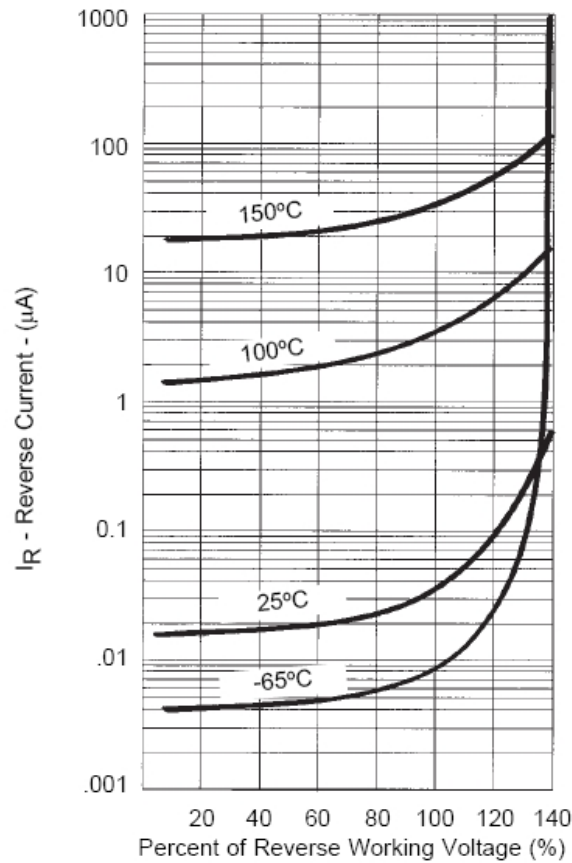
Case:	DO-35
Marking:	Body painted, alpha-numeric
Polarity:	Cathode band



	DO-35			
	Inches		Millimeters	
	Min	Max	Min	Max
BD	0.055	0.090	1.400	2.290
BL	0.120	0.200	3.050	5.080
LD	0.018	0.022	0.460	0.560
LL	1.000	1.500	25.400	38.100



TYPICAL FORWARD CURRENT VS. FORWARD VOLTAGE



TYPICAL REVERSE CURRENT VS. REVERSE CURRENT